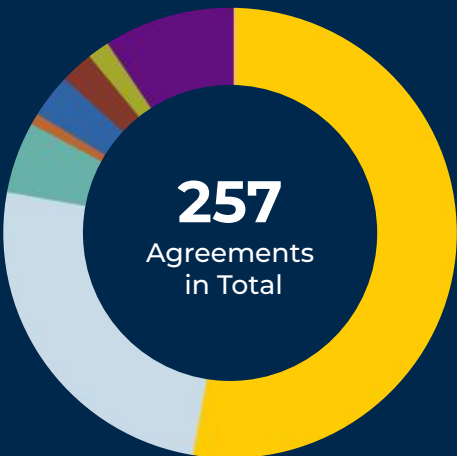




OFFICE OF THE PROVOST  
GLOBAL ENGAGEMENT  
UNIVERSITY OF MICHIGAN

## INTERNATIONAL AGREEMENT BREAKDOWN

AGREEMENT TYPE	COUNT
MOU for Academic & Scientific Cooperation	136
Student Exchange Agreement	64
Other	24
Affiliation/Hosting Agreement	13
Visiting Scholars	6
Internship Agreement	4
Accelerated Master's Degree Program	8
Service Agreement	2
<b>TOTAL</b>	<b>257</b>

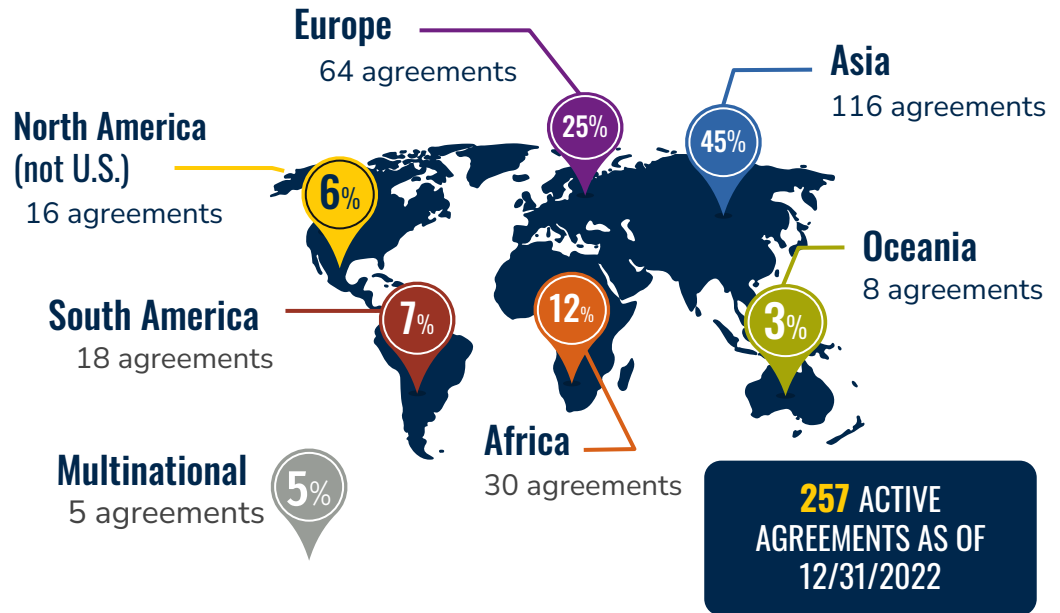


THE UNIVERSITY OF MICHIGAN

# INTERNATIONAL ENGAGEMENT

## Active International Agreements

as of December 31, 2022



## Active Agreements By School / College

as of December 31, 2022

SCHOOL / COLLEGE	COUNT	SCHOOL / COLLEGE	COUNT
Architecture & Urban Planning	6	Law	6
Art & Design	13	Literature, Science & the Arts	49
Business	30	Medicine	31
Dentistry	10	Music, Theatre & Dance	2
Education	2	Nursing	25
Engineering	17	Pharmacy	5
Environment and Sustainability	3	Public Health	16
Information	10	Public Policy	1
Institute for Social Research	4	Social Work	8
		*Other - Campus Wide	30

# INTERNATIONAL ENGAGEMENT




OFFICE OF THE PROVOST  
GLOBAL ENGAGEMENT  
UNIVERSITY OF MICHIGAN

## Student International Experiences

The University of Michigan is committed to ensuring student success through the implementation of high-impact practices. Among these practices, global learning provides students with valuable opportunities to explore cultures, life experiences, and worldviews different from their own.

Whether students are participating in study abroad programs, completing an internship, conducting research, volunteering, or participating in a competition or conference, these international experiences significantly contribute to their growth and success.



## INTERNATIONAL PUBLICATIONS

### Student Trips Abroad by Experience Type

September 1, 2021 - August 31, 2022

EXPERIENCE TYPE	FOR CREDIT	CO-CURRICULAR	TOTAL
Study	1,825	103	1,928
Internship	71	71	142
Research	273	191	464
Volunteer	12	72	84
Other U-M Travel	34	445	479
<b>Grand Total</b>	<b>2,215</b>	<b>882</b>	<b>3,097</b>

**1,061**

research projects at U-M in 2022 were sponsored or in collaboration with an international entity.

**49%**

of publications by U-M researchers in 2022 have at least one co-author of international affiliation (5,973 of 12,089).

### Student Trip Destinations, AY 21-22

**113**  
countries visited by U-M students in AY 21-22.



**174**

countries are represented by the co-authors of U-M researchers in 2022.